

Scaled data based on original data using  
LM-79-08 Approved Method: Electrical and Photometric Measurements of Solid-  
State Lighting Products

Test Report Prepared for  
Cooper Lighting Solutions  
(formerly Eaton)

Brand: STREETWORKS

Report Number: P526514

Luminaire Tested: **GLAN-SA1C-727-U-RW-GRSWH**

Issue Date: 5/27/2021

**Test Information**

Test Method: LM-79-08  
Report Number: P526514  
TEST IS SCALED FROM IESNA LM-79-08 TEST DATA (G3-2011-057-8)  
Test Lab: INNOVATION CENTER  
Issue Date: 5/27/2021  
Manufacturer: COOPER LIGHTING SOLUTIONS (FORMERLY EATON)  
Product Line: STREETWORKS  
Catalog Number: GLAN-SA1C-727-U-RW-GRSWH  
Description: GALLEON AREA AND ROADWAY LUMINAIRE  
(1) 70 CRI, 2700K, 1050mA LIGHTSQUARE WITH 16 LEDS AND RECTANGULAR WIDE OPTICS WITH WHITE GLARE REDUCTION SHIELD  
Light Source: -  
Ballast/Driver: ELECTRONIC DRIVER

**Summary**

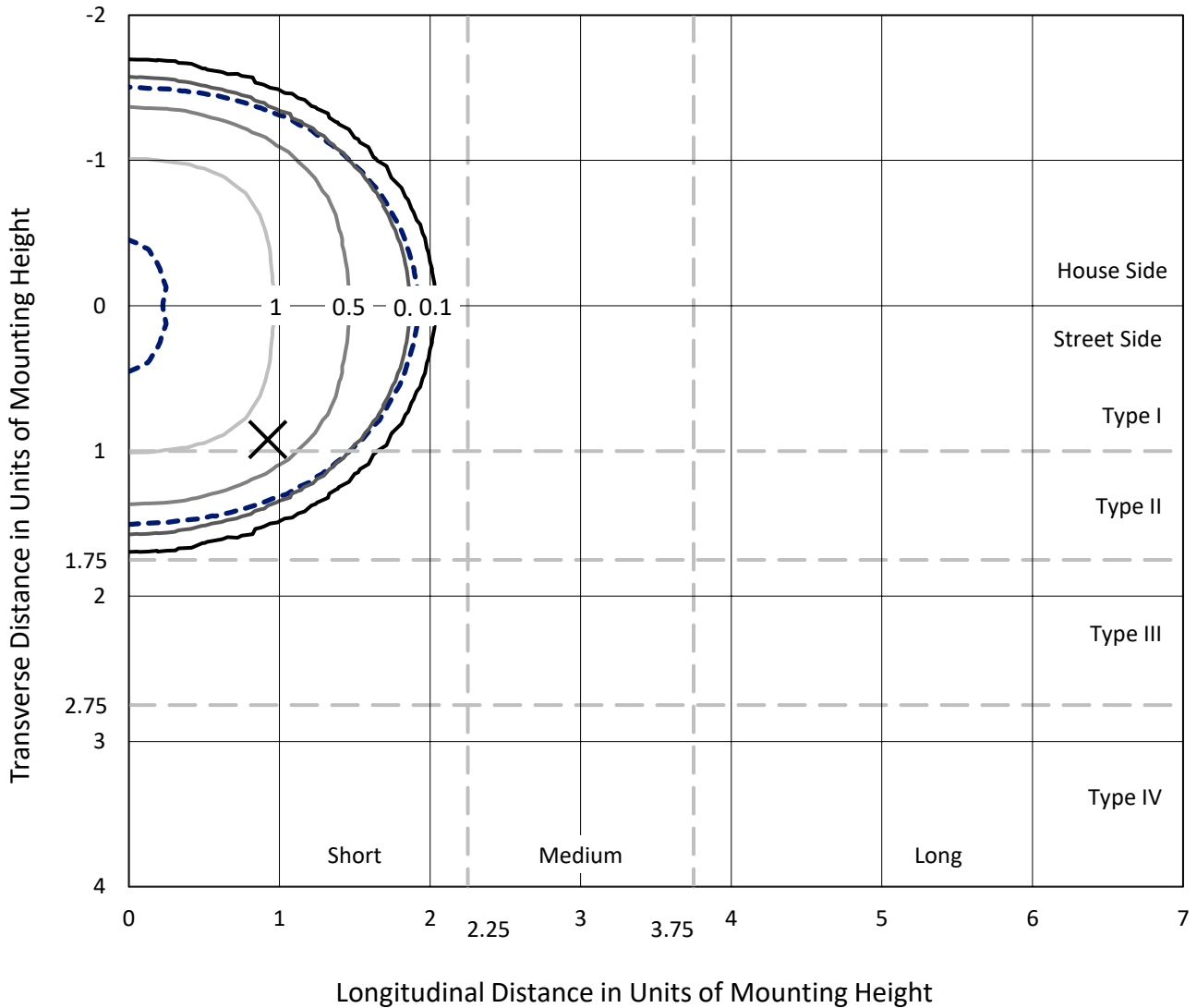
Lumens per Lamp: N/A  
Luminaire Lumens: 5213 lumens  
Efficiency: N/A  
Efficacy: 91.5 lumens/watt  
Luminous Opening: Rectangular (W 0.5' x L: 0.5' x H: 0')  
IES Classification: Type V - Short  
BUG Rating: B2 - U0 - G1  
  
Input Watts (W): 57  
Input Voltage (V): NR  
Input Current (Ain): NR  
Voltage Rise (V): NR  
Power Factor: NR  
Total Harmonic Distortion (THDi): NR  
Frequency (hertz): 60  
Stabilization Time: NR  
Operation Time: NR  
Ambient Temperature (°C): NR  
Test Distance: 24 FT



REPORT NUMBER: P526514  
 CATALOG NUMBER: GLAN-SA1C-727-U-RW-GRSWH

### Iso-Footcandle Lines of Horizontal Illumination

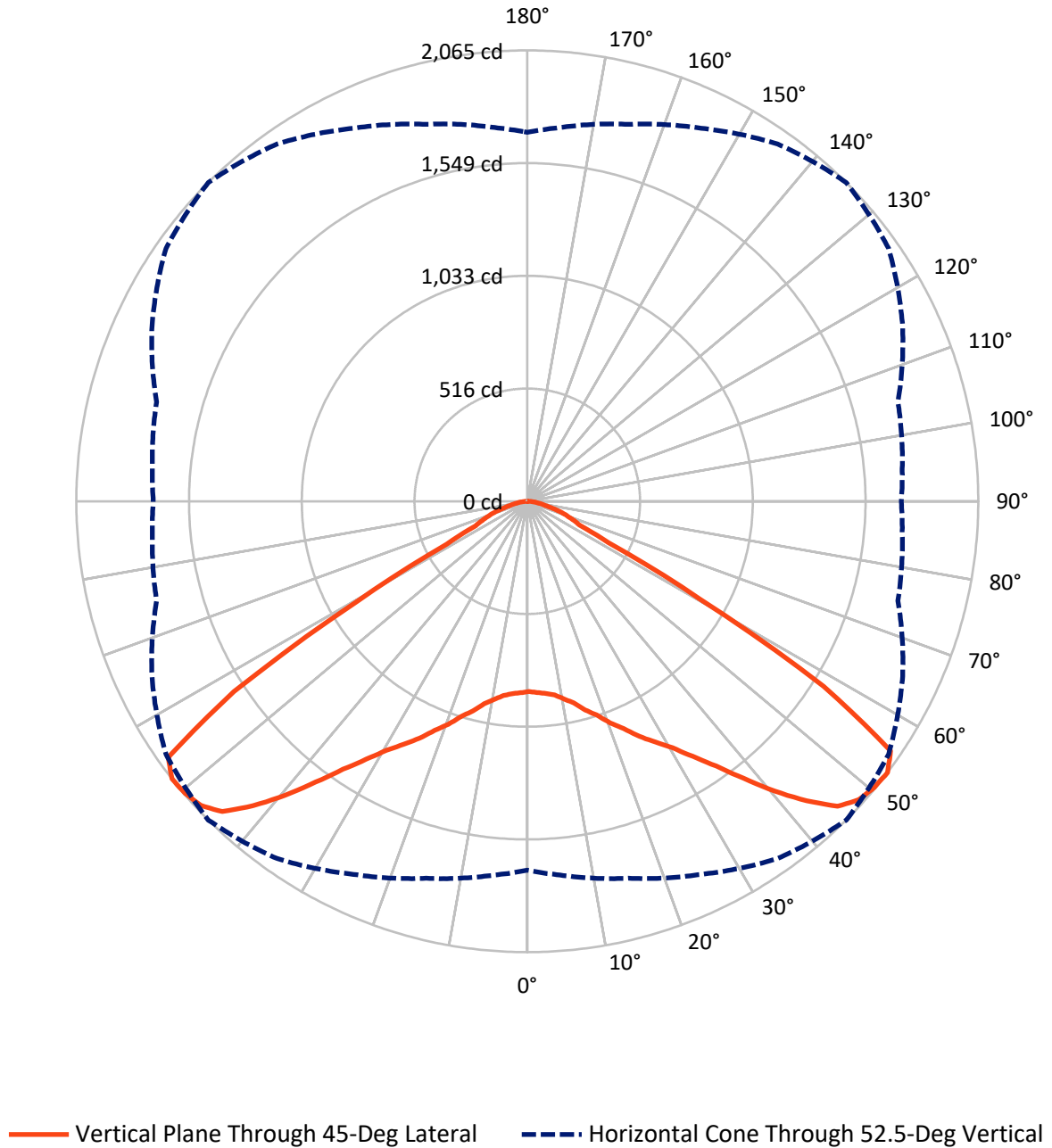
✕ Max cd  
 - - - 1/2 Max cd



Based on 25 foot mounting height. Maximum calculated value = 1.5 fc  
 Type V - Short - N/A

REPORT NUMBER: P526514  
CATALOG NUMBER: GLAN-SA1C-727-U-RW-GRSWH

### Luminous Intensity Polar Plot



REPORT NUMBER: P526514  
 CATALOG NUMBER: GLAN-SA1C-727-U-RW-GRSWH

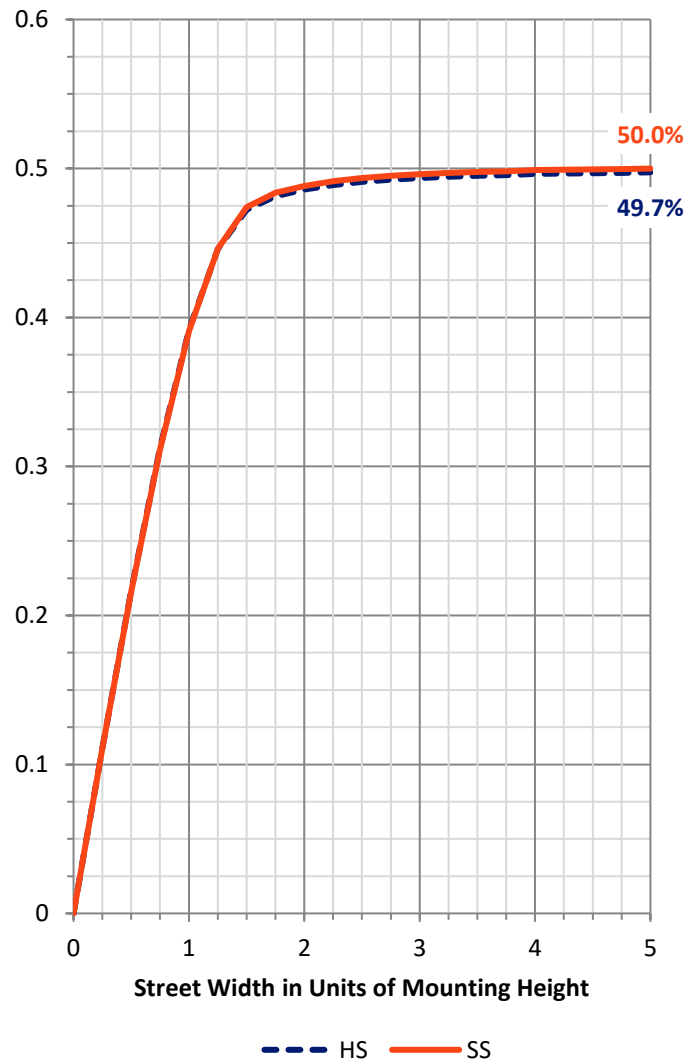
**FLUX DISTRIBUTION:**

		Downward	Upward	Total
<b>House Side</b>	Lumens	2606.5	0.0	2606.5
	% Fixture	50.0	0.0	50.0
<b>Street Side</b>	Lumens	2606.5	0.0	2606.5
	% Fixture	50.0	0.0	50.0
<b>Total</b>	Lumens	5213.0	0.0	5213.0
	% Fixture	100.0	0.0	100.0

**Coefficient of Utilization**

**ZONAL LUMENS:**

Zone	Lumens	% Fixture
0°-10°	85.6	1.6
10°-20°	281.3	5.4
20°-30°	535.6	10.3
30°-40°	919.7	17.6
40°-50°	1413.6	27.1
50°-60°	1435.4	27.5
60°-70°	400.0	7.7
70°-80°	118.0	2.3
80°-90°	23.8	0.5
90°-100°	0.0	0.0
100°-110°	0.0	0.0
110°-120°	0.0	0.0
120°-130°	0.0	0.0
130°-140°	0.0	0.0
140°-150°	0.0	0.0
150°-160°	0.0	0.0
160°-170°	0.0	0.0
170°-180°	0.0	0.0
0°-90°	5213.0	100.0
0°-180°	5213.0	100.0



REPORT NUMBER: P526514

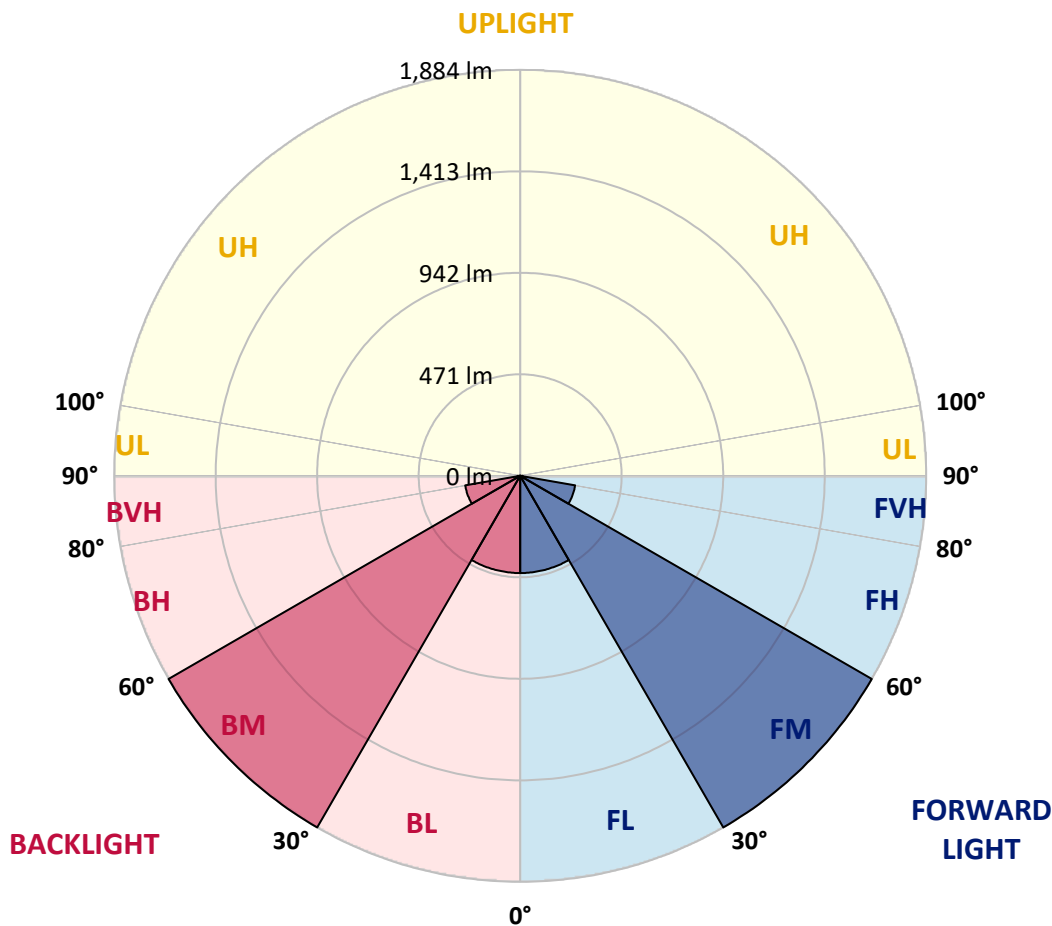
CATALOG NUMBER: GLAN-SA1C-727-U-RW-GRSWH

**LUMINAIRE CLASSIFICATION SYSTEM LUMEN TABLE AND BUG RATING:**

Zone	Lumens	% Fixture	Zone Rating/Lumen Limit		
			B	U	G
FL (0°-30°)	451.3	8.7			
FM (30°-60°)	1884.3	36.1			
FH (60°-80°)	259.0	5.0			G0/660
FVH (80°-90°)	11.9	0.2			G1/100
BL (0°-30°)	451.3	8.7	B1/500		
BM (30°-60°)	1884.3	36.1	B2/2500		
BH (60°-80°)	259.0	5.0	B1/500		G0/660
BVH (80°-90°)	11.9	0.2			G1/100
UL (90°-100°)	0.0	0.0		U0/0	
UH (100°-180°)	0.0	0.0		U0/0	

**BUG Rating: B2-U0-G1**

Type V Short





REPORT NUMBER: P526514

CATALOG NUMBER: GLAN-SA1C-727-U-RW-GRSWH

**CANDELA DISTRIBUTION (FULL):**

	0°	5°	15°	25°	35°	45°	55°	65°	75°	85°	90°
0°	871.4	871.4	871.4	871.4	871.4	871.4	871.4	871.4	871.4	871.4	871.4
2.5°	873.4	864.3	867.5	869.5	877.9	877.2	875.3	877.9	880.5	881.1	879.8
5°	872.7	866.2	868.8	870.8	879.2	883.7	882.4	893.4	901.2	899.2	908.9
7.5°	867.5	871.4	868.2	877.9	885.0	896.0	907.7	918.0	927.7	938.7	940.6
10°	879.2	879.2	885.0	892.8	911.5	919.9	936.8	951.6	970.4	983.3	978.2
12.5°	891.5	893.4	893.4	913.5	929.0	947.8	963.3	983.3	1009.9	1025.4	1033.2
15°	903.8	905.1	911.5	938.7	962.0	991.8	1006.0	1024.1	1039.0	1068.1	1068.7
17.5°	914.8	921.9	941.3	971.7	1000.8	1029.3	1051.9	1070.7	1083.6	1095.3	1092.7
20°	956.2	961.3	981.4	1011.8	1055.2	1083.0	1090.7	1094.0	1102.4	1125.7	1118.6
22.5°	996.3	998.2	1017.0	1063.6	1094.0	1130.8	1139.3	1137.3	1140.5	1146.4	1156.7
25°	1037.7	1040.9	1066.8	1106.3	1149.0	1192.9	1200.1	1185.2	1180.7	1187.1	1187.8
27.5°	1090.7	1091.4	1124.4	1158.7	1207.2	1248.6	1259.6	1247.9	1226.6	1231.8	1240.2
30°	1158.0	1153.5	1186.5	1235.6	1286.8	1310.0	1328.8	1323.0	1299.7	1295.2	1288.0
32.5°	1235.6	1236.9	1266.7	1320.4	1354.0	1392.9	1412.9	1403.2	1388.3	1380.6	1385.1
35°	1345.0	1350.8	1370.9	1415.5	1469.8	1489.2	1520.9	1500.2	1461.4	1471.1	1479.5
37.5°	1434.9	1451.7	1489.2	1542.3	1574.6	1610.2	1621.9	1594.0	1565.6	1553.9	1581.8
40°	1572.7	1567.5	1608.9	1662.0	1709.8	1745.4	1730.6	1702.7	1632.2	1632.9	1640.6
42.5°	1691.1	1693.7	1725.4	1788.8	1854.1	1876.1	1828.9	1761.0	1682.7	1674.3	1691.1
45°	1790.7	1801.1	1819.2	1903.9	1968.0	1991.9	1904.6	1824.4	1719.6	1684.6	1712.4
47.5°	1826.3	1843.1	1882.6	1960.2	2023.6	2043.0	1973.2	1858.0	1753.8	1696.9	1711.8
50°	1831.5	1825.7	1890.3	1961.5	2017.1	2059.2	1997.7	1882.6	1745.4	1715.7	1711.1
52.5°	1689.8	1718.3	1787.5	1885.2	1997.7	2065.0	2019.7	1896.2	1757.1	1723.4	1712.4
55°	1367.6	1334.0	1460.1	1624.5	1831.5	2018.4	2012.0	1903.3	1764.2	1736.4	1721.5
57.5°	763.4	773.1	844.3	1022.8	1290.0	1600.5	1788.8	1828.2	1761.0	1744.8	1752.5
60°	353.2	356.5	386.9	470.3	635.9	907.7	1155.4	1407.1	1522.9	1546.2	1546.2
62.5°	263.3	262.0	269.8	284.7	319.6	417.3	557.0	756.9	916.1	1027.3	1056.4
65°	238.1	237.4	241.3	246.5	249.1	262.7	293.7	355.2	406.9	436.7	431.5
67.5°	208.3	207.7	209.0	212.2	216.7	223.8	231.6	244.5	262.7	261.4	258.1
70°	168.2	168.2	170.1	172.7	177.9	186.3	195.4	204.4	220.0	223.2	222.5
72.5°	124.2	122.3	126.2	131.3	136.5	146.9	156.6	165.0	176.0	179.2	177.9
75°	78.9	80.2	82.8	88.6	97.7	104.8	115.2	122.3	129.4	132.0	132.6
77.5°	44.0	45.3	49.8	56.9	66.0	73.8	82.8	88.6	93.2	93.8	94.5
80°	26.5	27.2	31.7	38.2	45.9	54.3	61.5	67.3	71.2	69.2	68.6
82.5°	16.2	16.8	20.7	26.5	33.0	39.5	47.2	52.4	56.3	53.7	51.1
85°	8.4	9.1	12.3	16.2	21.3	24.6	24.6	22.0	21.3	20.1	19.4
87.5°	2.6	2.6	3.2	3.9	3.2	3.9	4.5	5.2	5.2	5.8	5.2
90°	0.0	0.0	0.0	0.0	0.0	0.0	0.0	0.0	0.0	0.0	0.0

(END OF REPORT)